












### Bromont International CAI-A

<b>FEI SINGLE PONY</b>																	
CLT	COMPETITOR	CTRY		C:Jambon		R:Wammenwetsch		S:Allo		V:Banfield		P:Lange		PEN	TOTAL		
				PNTS	CLT	PNTS	CLT	PNTS	CLT	PNTS	CLT	PNTS	CLT		+	-	CLT
1	Sullivan, Maggie	USA		163.00	2	155.00	2	183.00	1	168.00	2	175.00	1	0	108.03	51.97	1
2	Mott-Kocsis, Mary	USA		169.00	1	162.00	1	166.00	2	163.00	3	166.00	2	0	105.73	54.27	2
3	Creigh, Vivian	USA		160.00	3	151.00	3	164.00	3	169.00	1	154.00	3	0	102.14	57.86	3
4	Keating, Pixie	USA		154.00	4	145.00	4	147.00	4	148.00	4	148.00	4	0	94.98	65.02	4
5	Bellemare, Sylvain	CAN		130.00	5	114.00	5	137.00	5	129.00	5	139.00	5	0	83.07	76.93	5



  

<b>FEI SINGLE HORSE</b>																	
CLT	COMPETITOR	CTRY		C:Jambon		R:Wammenwetsch		S:Allo		V:Banfield		P:Lange		PEN	TOTAL		
				PNTS	CLT	PNTS	CLT	PNTS	CLT	PNTS	CLT	PNTS	CLT		+	-	CLT
1	Groves, G Wilson	USA		163.00	1	184.00	1	175.00	1	157.00	2	167.00	1	0	108.29	51.71	1
2	Precious, Carole	CAN		158.00	2	150.00	2	168.00	2	161.00	1	161.00	2	0	102.14	57.86	2
3	Levasseur, Catherine	CAN		141.00	3	125.00	3	138.00	3	139.00	3	146.00	3	0	88.19	71.81	3


  

<b>FEI HORSE FOURS</b>																	
CLT	COMPETITOR	CTRY		C:Jambon		R:Wammenwetsch		S:Allo		V:Banfield		P:Lange		PEN	TOTAL		
				PNTS	CLT	PNTS	CLT	PNTS	CLT	PNTS	CLT	PNTS	CLT		+	-	CLT
1	Weber, Chester	USA		183.00	1	177.00	1	188.00	1	171.00	1	190.00	1	0	116.35	43.65	1
2	Rector, Josh	USA		157.00	2	169.00	2	175.00	2	164.00	2	163.00	2	0	105.98	54.02	2
3	Saunders, David	USA		154.00	3	168.00	3	157.00	3	160.00	3	151.00	4	0	101.12	58.88	3
4	Billing, Darryl	CAN		149.00	4	152.00	4	148.00	6	150.00	4	150.00	6	0	95.87	64.13	4
5	Zubek, Casey	USA		144.00	5	145.00	6	150.00	5	150.00	4	158.00	3	0	95.62	64.38	5
6	Laderoute, Deb	CAN		144.00	5	147.00	5	152.00	4	142.00	6	146.00	7	0	93.57	66.43	6
7	Hug, Eugen	CAN		128.00	8	139.00	7	128.00	7	134.00	7	151.00	4	0	87.04	72.96	7
8	Ying, Wendy	USA		134.00	7	136.00	8	125.00	8	134.00	7	132.00	8	0	84.61	75.39	8

<b>INTER' SINGLE PONY</b>																	
CLT	COMPETITOR	CTRY		C:Banfield		B:Lange		E:Jambon		:		:		PEN	TOTAL		
				PNTS	CLT	PNTS	CLT	PNTS	CLT	PNTS	CLT	PNTS	CLT		+	-	CLT
1	Brunner, Kirsten	ON		170.00	1	162.00	1	165.00	1	0.00	0	0.00	0	0	110.44	49.56	1
2	Schmitt, Sara	NJ		150.00	2	139.00	3	143.00	2	0.00	0	0.00	0	0	96.00	64.00	2
3	Benoit, Helene	QC		135.00	3	141.00	2	137.00	3	0.00	0	0.00	0	0	91.78	68.22	3

<b>INTER' PAIR PONY</b>																	
CLT	COMPETITOR	CTRY		C:Banfield		B:Lange		E:Jambon		:		:		PEN	TOTAL		
				PNTS	CLT	PNTS	CLT	PNTS	CLT	PNTS	CLT	PNTS	CLT		+	-	CLT
1	Hoag, George	CT		147.00	1	142.00	1	133.00	1	0.00	0	0.00	0	0	93.78	66.22	1

<b>INTER' SINGLE HORSE</b>																	
CLT	COMPETITOR	CTRY		C:Banfield		B:Lange		E:Jambon		:		:		PEN	TOTAL		

				PNTS	CLT	PNTS	CLT	PNTS	CLT	PNTS	CLT	PNTS	CLT		+	-	CLT
1	Hamilton, Jan Jan	FL		152.00	6	153.00	1	171.00	1	0.00	0	0.00	0	0	105.78	54.22	1
2	Hamilton, Nifty	FL		161.00	1	152.00	2	155.00	2	0.00	0	0.00	0	0	104.00	56.00	2
3	Pratt Rivers, Cheryl	VT		156.00	4	152.00	2	150.00	3	0.00	0	0.00	0	0	101.78	58.22	3
4	Chapman, Barbara	MI		160.00	2	150.00	4	145.00	5	0.00	0	0.00	0	0	101.11	58.89	4
5	Marcoux, Andy	MA		154.00	5	149.00	5	145.00	5	0.00	0	0.00	0	0	99.56	60.44	5
6	Mott, Sue	ON		160.00	2	141.00	6	146.00	4	0.00	0	0.00	0	0	99.33	60.67	6
7	Borkoski, Mark	CT		129.00	7	118.00	7	140.00	7	0.00	0	0.00	0	0	86.00	74.00	7

**INTER' PAIR HORSE**





CLT	COMPETITOR	CTRY		C:Banfield		B:Lange		E:Jambon		:		:		PEN	TOTAL		
				PNTS	CLT	PNTS	CLT	PNTS	CLT	PNTS	CLT	PNTS	CLT		+	-	CLT
1	Fischer, Rae	ON		152.00	1	154.00	1	146.00	1	0.00	0	0.00	0	0	100.44	59.56	1

**PRELIM SINGLE PONY**







CLT	COMPETITOR	CTRY		C:Allo		E:Wammenwetsch		:		:		:		PEN	TOTAL		
				PNTS	CLT	PNTS	CLT	PNTS	CLT	PNTS	CLT	PNTS	CLT		+	-	CLT
1	MacGillivray, Kylie	ON		158.00	1	151.00	1	0.00	0	0.00	0	0.00	0	0	100.76	49.24	1
2	Pash, Dwayne	NJ		142.00	6	146.00	2	0.00	0	0.00	0	0.00	0	0	93.91	56.09	2
3	Alsop, Christine	MA		150.00	3	137.00	4	0.00	0	0.00	0	0.00	0	0	93.59	56.41	3
4	Friedman, Andrea	ON		145.00	4	141.00	3	0.00	0	0.00	0	0.00	0	0	93.26	56.74	4
5	Kimberly, Jenny	VT		154.00	2	127.00	7	0.00	0	0.00	0	0.00	0	0	91.63	58.37	5
6	Gregorio, Susan	NJ		141.00	7	134.00	5	0.00	0	0.00	0	0.00	0	0	89.67	60.33	6
7	Young, Dirk	NY		137.00	8	134.00	5	0.00	0	0.00	0	0.00	0	0	88.37	61.63	7
8	Johnson, Suzann	NJ		143.00	5	126.00	8	0.00	0	0.00	0	0.00	0	0	87.72	62.28	8
9	Irving, Brian	NS		119.00	9	123.00	9	0.00	0	0.00	0	0.00	0	0	78.91	71.09	9
10	Reece, Lauren	ME		94.00	10	108.00	10	0.00	0	0.00	0	0.00	0	0	65.87	84.13	10

**PRELIM SINGLE HORSE**





CLT	COMPETITOR	CTRY		C:Allo		E:Wammenwetsch		:		:		:		PEN	TOTAL		
				PNTS	CLT	PNTS	CLT	PNTS	CLT	PNTS	CLT	PNTS	CLT		+	-	CLT
1	Isham, Sarah	VT		154.00	1	154.00	1	0.00	0	0.00	0	0.00	0	0	100.43	49.57	1
2	Francis, Elizabeth	MA		142.00	4	152.00	2	0.00	0	0.00	0	0.00	0	0	95.87	54.13	2
3	Calderwood, Louise	VT		146.00	2	141.00	3	0.00	0	0.00	0	0.00	0	0	93.59	56.41	3
4	Semilof, Leigh	NJ		143.00	3	140.00	4	0.00	0	0.00	0	0.00	0	0	92.28	57.72	4
5	Fleury, Francois	QC		133.00	6	138.00	5	0.00	0	0.00	0	0.00	0	0	88.37	61.63	5
6	Sillman, Thurza	NH		141.00	5	124.00	7	0.00	0	0.00	0	0.00	0	0	86.41	63.59	6
7	Allard, Louis	QC		126.00	7	128.00	6	0.00	0	0.00	0	0.00	0	0	82.83	67.17	7
8	Beaupre, Laurent	QC		126.00	7	118.00	9	0.00	0	0.00	0	0.00	0	0	79.57	70.43	8

9	Gauvin, Geatan	QC		113.00	12	123.00	8	0.00	0	0.00	0	0.00	0	0	76.96	73.04	9
10	Harris, Gary	NS		123.00	9	110.00	11	0.00	0	0.00	0	0.00	0	0	75.98	74.02	10
11	Mann, Pat	RI		116.00	11	113.00	10	0.00	0	0.00	0	0.00	0	0	74.67	75.33	11
12	Drolet, Jerome	QC		118.00	10	95.00	12	0.00	0	0.00	0	0.00	0	0	69.46	80.54	12



**PRELIM PAIR HORSE**

CLT	COMPETITOR	CTRY		C:Allo		E:Wammenwetsch		:		:		:		PEN	TOTAL		
				PNTS	CLT	PNTS	CLT	PNTS	CLT	PNTS	CLT	PNTS	CLT		+	-	CLT
1	Dagenais, Martial	QC		131.00	1	127.00	1	0.00	0	0.00	0	0.00	0	0	84.13	65.87	1
2	Guillemette, Pierre	QC		129.00	2	124.00	2	0.00	0	0.00	0	0.00	0	0	82.50	67.50	2
3	Lemieux, Jacques	QC		119.00	3	123.00	3	0.00	0	0.00	0	0.00	0	0	78.91	71.09	3
4	Martin, Denis	QC		119.00	3	111.00	5	0.00	0	0.00	0	0.00	0	0	75.00	75.00	4
5	Tremblay, Richard	QC		114.00	5	113.00	4	0.00	0	0.00	0	0.00	0	0	74.02	75.98	5







**TRAINING S'GLE PONY**

CLT	COMPETITOR	CTRY		C:Banfield		B:Lange		E:Jambon		:		:		PEN	TOTAL		
				PNTS	CLT	PNTS	CLT	PNTS	CLT	PNTS	CLT	PNTS	CLT		+	-	CLT
1	Fallon, Kathleen	VT		122.00	1	121.00	1	118.00	1	0.00	0	0.00	0	0	85.95	64.05	1
2	Martel, Manon	QC		100.00	3	105.00	2	104.00	3	0.00	0	0.00	0	0	73.57	76.43	2
3	Collins, Bruce	NS		112.00	2	101.00	3	110.00	2	0.00	0	0.00	0	5	71.90	78.10	3

**TRAINING PAIR PONY**

CLT	COMPETITOR	CTRY		C:Banfield		B:Lange		E:Jambon		:		:		PEN	TOTAL		
				PNTS	CLT	PNTS	CLT	PNTS	CLT	PNTS	CLT	PNTS	CLT		+	-	CLT
1	O'Brien,Patsy	ME		146.00	1	122.00	1	129.00	1	0.00	0	0.00	0	0	94.52	55.48	1

**TRAINING S'GLE HORSE**

CLT	COMPETITOR	CTRY		C:Banfield		B:Lange		E:Jambon		:		:		PEN	TOTAL		
				PNTS	CLT	PNTS	CLT	PNTS	CLT	PNTS	CLT	PNTS	CLT		+	-	CLT
1	Sully, Tina	ON		131.00	1	132.00	1	141.00	1	0.00	0	0.00	0	0	96.19	53.81	1
2	Tarryk, Henry	CT		114.00	3	121.00	2	117.00	3	0.00	0	0.00	0	0	83.81	66.19	2
3	Webster Pineo, Nancy	NS		112.00	4	117.00	3	118.00	2	0.00	0	0.00	0	0	82.62	67.38	3
4	Bigras, Liette	QC		106.00	5	110.00	5	112.00	5	0.00	0	0.00	0	0	78.10	71.90	4
5	Diraddo, Jeanne	QC		117.00	2	114.00	4	116.00	4	0.00	0	0.00	0	5	77.62	72.38	5

Driving Program Copyright by Philippe Liénart (Belgium)