










FEI

Lexington 6-10/10/2010



Results A + B

RANKING	TEAM	NAME	A	B	POINTS	RANKING
1	NED 	NETHERLANDS 9 *CHARDON Ijsbrand 10 *DE RONDE Koos 11 *TIMMERMAN Theo	76.16 35.97 (52.22) 40.19	197.61 96.27 101.34 (108.60)	273.77	1
2	USA 	UNITED STATES OF AMERICA 17 *FAIRCLOUGH James 18 *JOHNSON Tucker S. 25 *WEBER Chester	76.16 (51.97) 40.19 35.97	224.76 117.89 106.87 (133.95)	300.92	2
3	SWE 	SWEDEN 15 *ERIKSSON Tomas 16 *PERSSON Fredrik	103.68 50.30 53.38	207.56 99.52 108.04	311.24	3
4	AUS 	AUSTRALIA 1 *EXELL Boyd 2 *ROBSON Gavin	85.38 30.08 55.30	226.61 100.44 126.17	311.99	4
5	GER 	GERMANY 6 *SANDMANN Christoph 7 *VON STEIN Georg 8 *WEINMAYR Ludwig	98.44 40.58 57.86 (62.46)	216.85 110.60 106.25 (111.42)	315.29	5
6	SUI 	SWITZERLAND 13 *WÜRGLER Daniel 14 *ULRICH Werner	109.96 45.06 64.90	218.22 114.55 103.67	328.18	6
7	CAN 	CANADA 3 *BILLING Darryl 4 *LADEROUTE Deborah	144.26 68.74 75.52	378.33 203.64 174.69	522.59	7

©Driving Program by Philippe Liénart (BEL) - philippe@lienart.com

OFFICIAL RESULTS 17:24

Signature President of the Jury

DATE: 09/10/10

Official data service by SCG - scgvisual.com - Netherlands

PAGE: 1